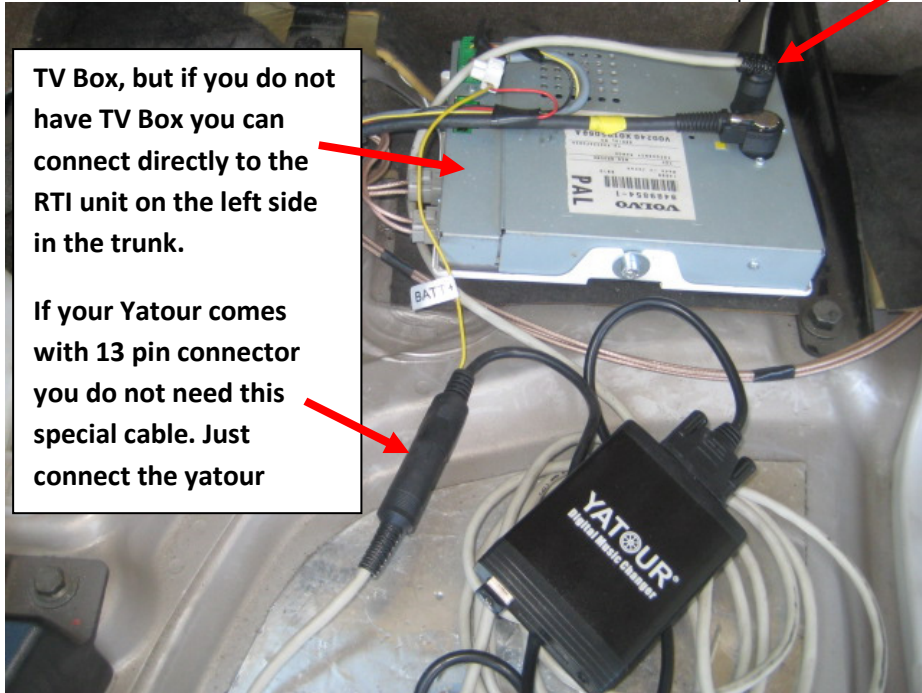




ADAPTER CABLE YATOUR, FOR VOLVO WITH RTI MODUL.
Volvo Audio 13-pin male to 8-pin female to Yatour YT-M06 for connection to TV Receiver or RTI module in Volvo with HU Radio and CD RTI module. Or Volvo which are prep. for RTI.

Connector to the Yatour unit.



TV Box, but if you do not have TV Box you can connect directly to the RTI unit on the left side in the trunk.

If your Yatour comes with 13 pin connector you do not need this special cable. Just connect the yatour

You can see at the picture, Yatour is recognized by Volvo V-70, 2001 model. On the picture to the right the original Yatour connector which are connected to the cable from RTI is not showing, it is under the cover. You can have 15 different CD tracks on the Yatour which Volvo will recognize. We have had it connected for 1 years without any problem at all.

Other useful Schema.

[Link USB Charger for iPhone and Navigation in a Car.](#)

[Link to replace Volvo original RTI with standard NAV.](#)

<http://www.nasab.com/Volvo/Schema-USB-Charger.pdf>

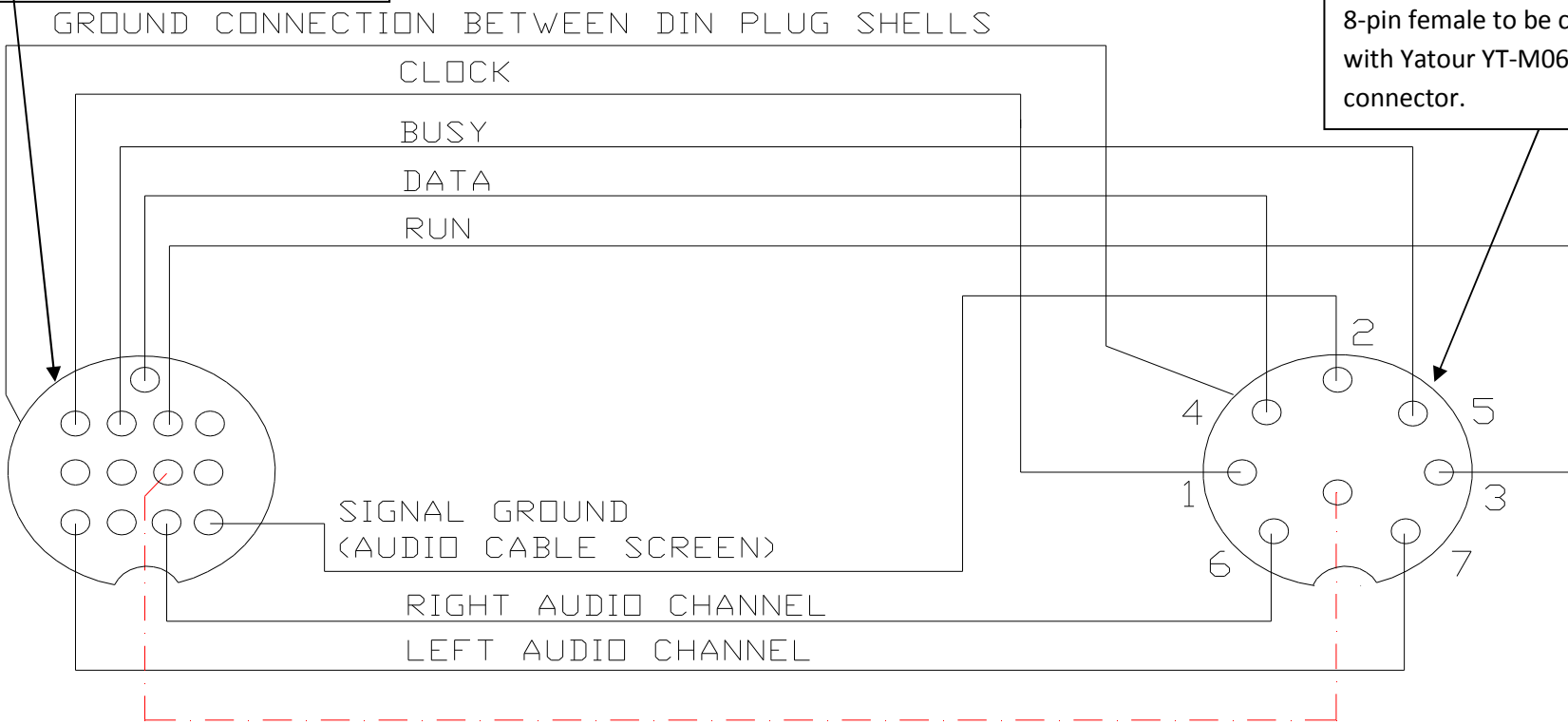
<http://www.nasab.com/Volvo/tip-trick.htm>



SCHEMA ADAPTER CABLE YATOUR, FOR VOLVO WITH RTI MODUL.
Volvo Audio 13-pin male to 8-pin female to Yatour YT-M06 for connection to TV Receiver or RTI module in Volvo with HU Radio and CD RTI module. Or Volvo which are prep. for RTI.

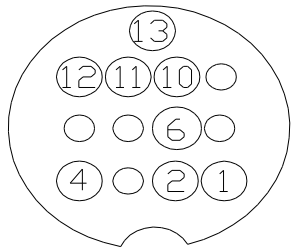
13-pin plug to be connected to the female 13-pin at TV receiver or RTI module.

8-pin female to be connected with Yatour YT-M06 8-pin male connector.



Remember!
 Pin 8 not connected.
 (Pin 2 and 8 are soldered together in Yatour)
 + Cable from Yatour 8-pin connector has to be connected to + 12V

NAV Voice Guide Audio Signal (Not Connected)



This has been tested in Volvo V70, 2001, HU-603, with TV Receiver and CD RTI module, and when connected the radio ads on CD Changer and the Yatour YT-M06 is working as it was connected directly in the back of the radio. With this adapter you still have TV-Receiver (Back Camera) and RTI working as normal.

Connectors can be bought from Elfa: Art. Nr. 8-pin female: 42-247-47, 13-pin male: 42-209-84, Signal cable: 55-744-44 (sold in meter)

Link to replace Volvo original RTI with standard NAV.
 Link USB Charger for iPhone and Navigation in a Car.

<http://www.nasab.com/Volvo/tip-trick.htm>
<http://www.nasab.com/Volvo/Schema-USB-Charger.pdf>